
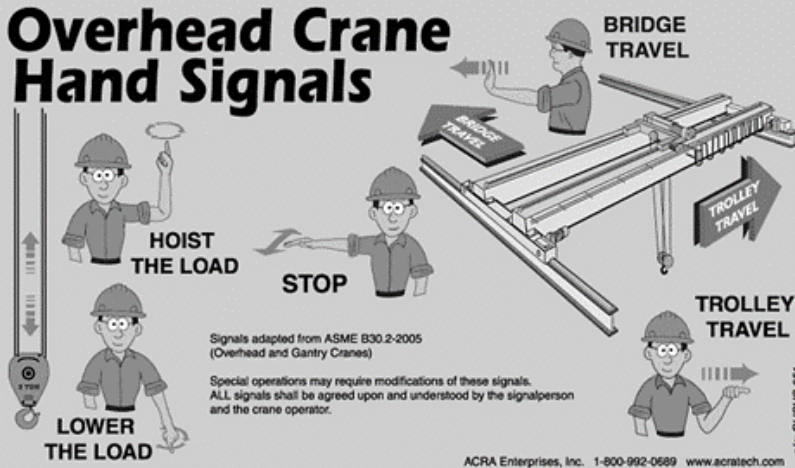


# Overhead Shop Crane Safety Infographic




## Overhead Crane Hand Signals



### MOVE SLOWLY

Use one hand to give any motion signal and hold the other hand motionless in front. (example shows hoist slowly)



### MULTIPLE TROLLEYS

Hold up ONE finger for the block marked "1" and TWO fingers for the block Marked "2". Then follow with regular hand signals.

### MAGNET IS DISCONNECTED



Crane Operator ONLY  
Spread both hands apart, palms up.

### EMERGENCY STOP



ALL STOP!  
An emergency stop signal must be accepted from any person.

ACRA Enterprises, Inc. 1-800-992-0689 www.acratech.com

Source: <https://www.pngegg.com>